



**NAQ***Technology*



## ***Release Notes***

---

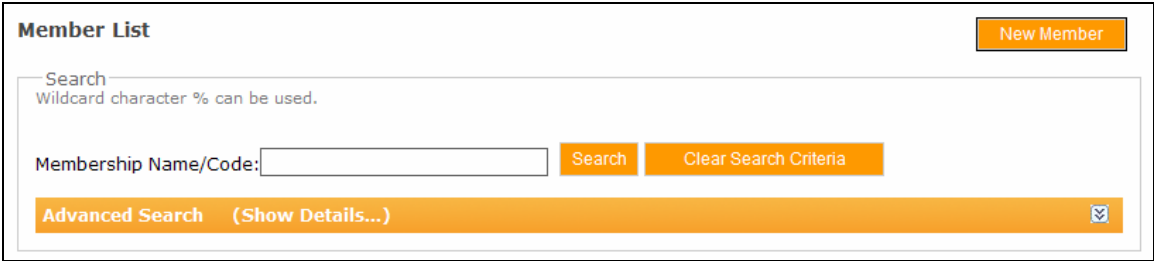
***MEMNET v2.5.4 Upgrade***

---

***Wednesday 1<sup>st</sup> June 2011***

**Member search & quick search revisions**

To provide you with quicker and easier access to your Member's we have now combined the Membership Code & Membership Name search into a single Search text box. This will now allow you to either enter the Members code or Membership name into the search. If the search finds only one result it will go directly to the member profile.

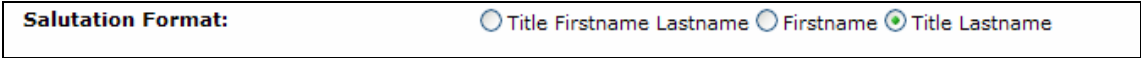


The screenshot shows a 'Member List' interface. At the top right is a 'New Member' button. Below it is a search section with a text input field labeled 'Search' and a note 'Wildcard character % can be used.' Below the search field are two buttons: 'Search' and 'Clear Search Criteria'. At the bottom of the search section is an orange bar with 'Advanced Search (Show Details...)' and a dropdown arrow.

**Salutation Options**

We have added the ability for you to change the Salutation Format that is used when emailing your members. The salutation options available are Title Firstname Lastname, Title Firstname Lastname or Firstname. Be default this will pick up what your system currently uses.

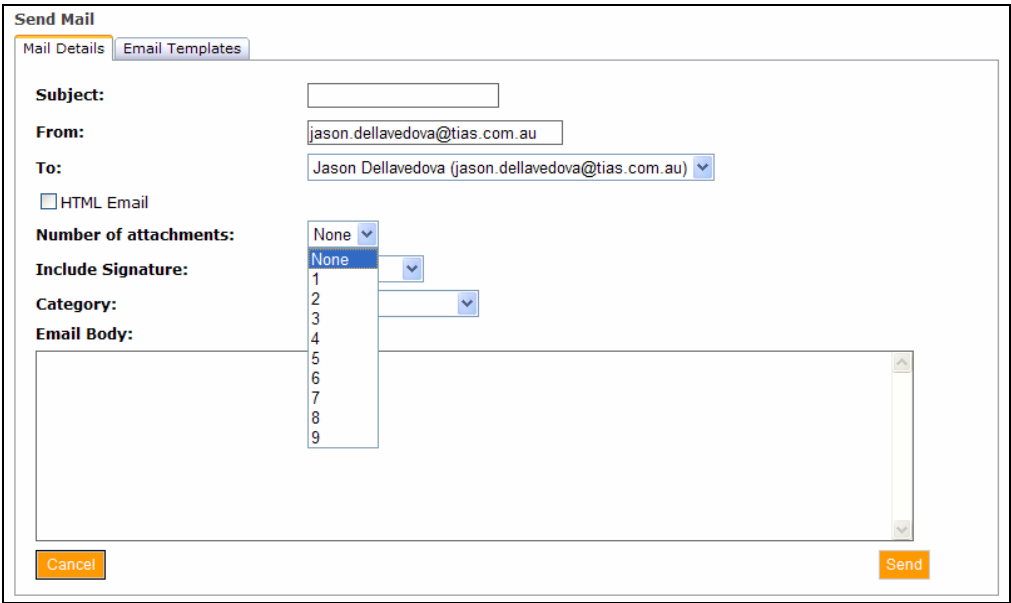
To set the Salutation format you will need to go to the Company Settings page which is located within the Administration > System Configuration.



The screenshot shows the 'Salutation Format' settings. It includes three radio buttons: 'Title Firstname Lastname', 'Firstname', and 'Title Lastname'. The 'Title Lastname' option is selected.

**Multiple attachments for single email**

We have added the option to add up to 9 attachments when sending a single email to a Member. On the Send Email screen you will notice a drop menu called Number of Attachments that allows you to choose from 0 to 9 attachments.



The screenshot shows the 'Send Mail' interface. It has two tabs: 'Mail Details' and 'Email Templates'. The 'Mail Details' tab is active. It contains fields for 'Subject', 'From' (jason.dellavedova@tias.com.au), and 'To' (Jason Dellavedova (jason.dellavedova@tias.com.au)). There is a checkbox for 'HTML Email'. The 'Number of attachments' dropdown menu is open, showing options from 'None' to '9'. There are also dropdowns for 'Include Signature' and 'Category'. At the bottom are 'Cancel' and 'Send' buttons.

### **Person CSV includes custom fields**

To assist in your management of additional people we have now included a Person CSV report. The report includes details of the Membership, person details and person custom fields.

You can run the People report by going to the Reporting Tab and selecting Members from the category drop menu and selecting the People Report from reports selection.

### **Various Performance and Bug Fixes**

We have included various performance and bug fixes in this release.